



English Language Proficiency Assessments for California (ELPAC) Cantonese Translated Test Directions All Grades

- This document provides the translations of the test directions. A biliterate student or adult can read these directions in conjunction with the ELPAC test.
- This document contains the English message either observed on the computer screen, spoken by the test examiner, or recorded on audio followed by the translation.

Listening—Domain-level Directions

Kindergarten Through Grade One

Screen

Listening Test

Test Examiner (TE) Read Aloud (Gr. K–1)	Translated Message
<p>(TE SAY) Welcome to the Listening section of the ELPAC test.</p> <p>In this part of the test, you will listen carefully. Then you will tell me your answers to some questions. You will point to your answer or tell me your answer with words. If you are unsure of how to respond to a question, just respond the best you can. If you need any questions repeated, just ask. If you are having trouble hearing the test, let me know.</p> <p>You will now begin the Listening questions.</p>	<p>(TE SAY) 歡迎參加加州英語語言能力評估 (ELPAC)的聽力部分。</p> <p>在測試的這一部分中，請您認真聽辨，然後請將您對一些問題的回答告訴我。請您指出您的答案或使用言語將您的答案告訴我。如果您不確定如何回答某問題，那麼請盡最大努力回答。如果您需要再次聽取任何問題，那麼請儘管提出。如果您在測試中聽不清楚，請告訴我。</p> <p>現在將開始聽力題。</p>

Grade Two

Screen

Welcome to the Listening section of the ELPAC test.

In this part of the test, you will listen carefully. Then you will tell me your answers to some questions. You will point to your answer or tell me your answer with words. If you are unsure of how to respond to a question, just respond the best you can. If you need any questions repeated, just ask. If you are having trouble hearing the test, let me know.

You will now begin the Listening questions.


Test Examiner (TE) Read Aloud (Gr. 2)	Translated Message
<p>(TE SAY) Welcome to the Listening section of the ELPAC test.</p> <p>In this part of the test, you will listen carefully. Then you will tell me your answers to some questions. You will point to your answer or tell me your answer with words. If you are unsure of how to respond to a question, just respond the best you can. If you need any questions repeated, just ask. If you are having trouble hearing the test, let me know.</p> <p>You will now begin the Listening questions.</p>	<p>(TE SAY) 歡迎參加加州英語語言能力評估 (ELPAC) 的聽力部分。</p> <p>在測試的這一部分中，您將需要仔細聽題。然後，您將需要回答某些問題。請您指出您的答案或使用言語將您的答案告訴我。如果您不確定如何回答某問題，那麼請盡最大努力回答。如果您需要再次聽取任何問題，那麼請儘管提出。</p> <p>現在將開始聽力題。</p>



Grades Three Through Five

Screen

Welcome to the Listening section of the ELPAC test.







Make sure your desk is clear of all books, backpacks, cell phones, and electronic devices. These may not be used during the test.

In the Listening section, you will hear conversations, stories, and presentations. Use the  PLAY button to listen to them. You will hear them only once, so listen carefully.

Each question on the Listening test has a  PLAY button. You can use the  PLAY button at any time to hear the questions again. You must answer all the questions that go with each recording before you can go on to the next recording.

As you listen, you may take notes on scratch paper or you may take notes in the notepad section of the test.

When you are ready, select **Next** to begin the Listening questions.


Recorded Audio (Gr. 3–5)	Translated Message
<p>(Audio) Welcome to the Listening section of the ELPAC test.</p> <p>Make sure your desk is clear of all books, backpacks, cell phones, and electronic devices. These may not be used during the test.</p> <p>In the Listening section, you will hear conversations, stories, and presentations. Use the  PLAY button to listen to them. You will hear them only once, so listen carefully.</p> <p>Each question on the Listening test has a  PLAY button. You can use the  PLAY button at any time to hear the questions again. You must answer all the questions that go with each recording before you can go on to the next recording.</p> <p>As you listen, you may take notes on scratch paper or you may take notes in the notepad section of the test.</p> <p>When you are ready, select Next to begin the Listening questions.</p>	<p>(Audio) 歡迎參加加州英語語言能力評估 (ELPAC)的聽力部分。</p> <p>請確保您的桌子上沒有書籍、背包、手機和電子設備。在測試期間不能使用這些物品。</p> <p>在聽力部分，您將聽到對話、故事和演講。請使用  “播放”(PLAY)按鈕播放這些內容。這些內容只能聽一遍，所以請認真聽。</p> <p>聽力測試中的每個問題都有一個  “播放”(PLAY)按鈕。您可以隨時使用  “播放”(PLAY)按鈕，以再次聽取問題。您必須回答錄音中的所有問題，然後才能進行下個錄音部分的測試。</p> <p>您可以一邊聽一邊在草稿紙上記筆記，或在測試的記事本部份記筆記。</p> <p>您準備好後，請選擇“下一步”(Next)以開始聽力題。</p>



Grades Six Through Twelve

Screen

Welcome to the Listening section of the ELPAC test.







Make sure your desk is clear of all books, backpacks, cell phones, and electronic devices. These may not be used during the test.

In the Listening section, you will hear conversations and presentations. Use the  **PLAY** button to listen to them. You will hear them only once, so listen carefully.

Each question on the Listening test has a  **PLAY** button. You can use the  **PLAY** button at any time to hear the questions again. You must answer all the questions that go with each recording before you can go on to the next recording.

As you listen, you may take notes on scratch paper or you may take notes in the notepad section of the test.

When you are ready, select **Next** to begin the Listening questions.

Recorded Audio (Gr. 6–12)	Translated Message
<p>(Audio) Welcome to the Listening section of the ELPAC test.</p> <p>Make sure your desk is clear of all books, backpacks, cell phones, and electronic devices. These may not be used during the test.</p> <p>In the Listening section, you will hear conversations and presentations. Use the  PLAY button to listen to them. You will hear them only once, so listen carefully.</p> <p>Each question on the Listening test has a  PLAY button. You can use the  PLAY button at any time to hear the questions again. You must answer all the questions that go with each recording before you can go on to the next recording.</p> <p>As you listen, you may take notes on scratch paper or you may take notes in the notepad section of the test.</p> <p>When you are ready, select Next to begin the Listening questions.</p>	<p>(Audio) 歡迎參加加州英語語言能力評估 (ELPAC)的聽力部分。</p> <p>請確保您的桌子上沒有書籍、背包、手機和電子設備。在測試期間不能使用這些物品。</p> <p>在聽力部分，您將聽到對話和演講。請使用  “播放”(PLAY)按鈕播放這些內容。這些內容只能聽一遍，所以請認真聽。</p> <p>聽力測試中的每個問題都有一個  “播放”(PLAY)按鈕。您可以隨時使用  “播放”(PLAY)按鈕，以再次聽取問題。您必須回答錄音中的所有問題，然後才能進行下個錄音部分的測試。</p> <p>您可以一邊聽一邊在草稿紙上記筆記，或在測試的記事本部份記筆記。</p> <p>您準備好後，請選擇“下一步”(Next)以開始聽力題。</p>

Kindergarten Through Grade Two Review Screen

Screen

Congratulations, you reached the end of the test!

Thank you for your attention and hard work.

If there are any questions you marked for review, they will be displayed in the box below. Please finish reviewing any questions you want to, then select Submit Test at the bottom of the screen.

Test Examiner (TE) Read Aloud (Gr. K–2)	Translated Message
<p>(TE SAY) Congratulations, you reached the end of the test!</p> <p>Thank you for your attention and hard work.</p>	<p>(TE SAY) 恭喜您，現在到了測試的結尾！</p> <p>感謝您盡力完成測試。</p>

Grades Three Through Twelve Review Screen

Screen

Congratulations, you reached the end of the test!

Thank you for your attention and hard work.

If there are any questions you marked for review, they will be displayed in the box below. Please finish reviewing any questions you want to, then select Submit Test at the bottom of the screen.

Recorded Audio (Gr. 3–12)	Translated Message
<p>N/A (No recorded audio for this screen)</p>	<p>(Screen text) 恭喜您，現在到了測試的結尾！</p> <p>感謝您盡力完成測試。</p> <p>如果您標記了需要檢查的任何問題，那麼它們將顯示在下面的框中。請檢查完您想檢查的問題，然後選擇螢幕底部的“提交測試”(Submit Test)。</p>

Listening—task type directions

Task	Grade	Message	Translated Message
Listen to a Short Exchange	Grades K–12	Listen to a conversation.	請聽一段對話。
Listen to a Classroom Conversation	Grades 1–12	Listen to a conversation.	請聽一段對話。
Listen to a Story	Grades K–5	Listen to a story.	請聽一個故事。
Listen to an Oral Presentation	Grades K–12	Listen to some information.	請聽一些資訊。
Listen to a Speaker Support an Opinion	Grades 6–12	Listen to a conversation.	請聽一段對話。

Reading—Domain-level Directions

Kindergarten Through Grade One

Screen

Reading Test

Test Examiner (TE) Read Aloud (Gr. K–1)	Translated Message
<p>(TE SAY) This is the Reading section of the ELPAC test.</p> <p>In this part of the test, we are going to read together. I will ask you some questions. You will point to your answer or tell me your answer with words. If you are unsure of how to respond to a question, just respond the best you can.</p> <p>If you need me to repeat a question, just ask.</p> <p>You will now begin the Reading questions.</p>	<p>(TE SAY) 這是加州英語語言能力評估 (ELPAC)的閱讀部分。</p> <p>在測試的這一部分中，我們將一起閱讀。我將向您提出一些問題。請您指出您的答案或用詞語向我告訴您的答案。如果您不確定如何回答某問題，那麼請盡最大努力回答。</p> <p>如果您需要我重複某問題，那麼請儘管提出。</p> <p>現在將開始閱讀題。</p>

Grade Two

Screen

This is the Reading section of the ELPAC test.

In this part of the test, we are going to read together. I will ask you some questions. You will point to your answer or tell me your answer with words. If you are unsure of how to respond to a question, just respond the best you can. If you need me to repeat a question, just ask.

You will now begin the Reading questions.

Test Examiner (TE) Read Aloud (Gr. 2)	Translated Message
<p>(TE SAY) This is the Reading section of the ELPAC test.</p> <p>In this part of the test, we are going to read together. I will ask you some questions. You will point to your answer or tell me your answer with words. If you are unsure of how to respond to a question, just respond the best you can. If you need me to repeat a question, just ask.</p> <p>You will now begin the Reading questions.</p>	<p>(TE SAY) 這是加州英語語言能力評估 (ELPAC)的閱讀部分。</p> <p>在測試的這一部分中，我們將一起閱讀。我會向您提出一些問題。請您指出您的答案或用詞語向我告訴您的答案。如果您不確定如何回答某問題，那麼請盡最大努力回答。</p> <p>如果您需要我重複某問題，那麼請儘管提出。</p> <p>現在將開始閱讀題。</p>

Grades Three Through Twelve (Summative ELPAC)

Screen

Welcome to the Reading section of the ELPAC test.

Make sure your desk is clear of all books, backpacks, cell phones, and electronic devices. These may not be used during the test.

In this part of the test, you will read some passages and answer questions about them. Some passages may be student essays. Student essays may contain errors.

You must answer all the questions that go with each passage before you can go on to the next passage.

If you want any directions read to you during the test, just ask.

When you are ready, select **Next** to begin the Reading questions.

Recorded Audio (Gr. 3–12)	Translated Message
<p>(Audio) Welcome to the Reading section of the ELPAC test.</p> <p>Make sure your desk is clear of all books, backpacks, cell phones, and electronic devices. These may not be used during the test.</p> <p>In this part of the test, you will read some passages and answer questions about them. Some passages may be student essays. Student essays may contain errors.</p> <p>You must answer all the questions that go with each passage before you can go on to the next passage.</p> <p>If you want any directions read to you during the test, just ask.</p> <p>When you are ready, select Next to begin the Reading questions.</p>	<p>(Audio) 歡迎參加加州英語語言能力評估 (ELPAC)的閱讀部分。</p> <p>請確保您的桌子上沒有書籍、背包、手機和電子設備。在測試期間不能使用這些物品。</p> <p>在測試的這一部分，請您閱讀一些段落，然後回答有關它們的問題。有些段落可能是學生文章。學生文章可能包含錯誤。</p> <p>您必須回答每段中的所有問題，然後才能進行下一段的測試。</p> <p>如果您希望我在測試期間向您朗讀任何任務說明，那麼請儘管提出。</p> <p>您準備好後，請選擇“下一步”(Next)以開始閱讀題。</p>

Grades Three Through Twelve (Initial ELPAC)

Screen

Welcome to the Reading section of the ELPAC test.

Make sure your desk is clear of all books, backpacks, cell phones, and electronic devices. These may not be used during the test.

At the beginning of this section of the test, you will see some pictures and you will choose the sentence that matches the picture. After that, you will read some passages and answer questions about them. Some passages may be student essays. Student essays may contain errors.

You must answer all the questions that go with each passage before you can go on to the next passage.

If you want any directions read to you during the test, just ask.

When you are ready, select **Next** to begin the Reading questions.

Recorded Audio (Gr. 3–12)	Translated Message
<p>(Audio) Welcome to the Reading section of the ELPAC test.</p> <p>Make sure your desk is clear of all books, backpacks, cell phones, and electronic devices. These may not be used during the test.</p> <p>At the beginning of this section of the test, you will see some pictures and you will choose the sentence that matches the picture. After that, you will read some passages and answer questions about them. Some passages may be student essays. Student essays may contain errors.</p> <p>You must answer all the questions that go with each passage before you can go on to the next passage.</p> <p>If you want any directions read to you during the test, just ask.</p> <p>When you are ready, select Next to begin the Reading questions.</p>	<p>(Audio) 歡迎參加加州英語語言能力評估 (ELPAC)的閱讀部分。</p> <p>請確保您的桌子上沒有書籍、背包、手機和電子設備。在測試期間不能使用這些物品。</p> <p>在測試的這一部分開始時，您將看到一些圖片，請您選擇與圖片匹配的句子。此後，請您閱讀一些段落，然後回答有關它們的問題。有些段落可能是學生文章。學生文章可能包含錯誤。</p> <p>您必須回答每段中的所有問題，然後才能進行下一段的測試。</p> <p>如果您希望我在測試期間向您朗讀任何任務說明，那麼請儘管提出。</p> <p>您準備好後，請選擇“下一步”(Next)以開始閱讀題。</p>

Kindergarten Through Grade Two Review Screen

Screen

Congratulations, you reached the end of the test!

Thank you for your attention and hard work.

If there are any questions you marked for review, they will be displayed in the box below. Please finish reviewing any questions you want to, then select Submit Test at the bottom of the screen.

Test Examiner (TE) Read Aloud (Gr. K–2)	Translated Message
<p>(TE SAY) Congratulations, you reached the end of the test!</p> <p>Thank you for your attention and hard work.</p>	<p>(TE SAY) 恭喜您，現在到了測試的結尾！</p> <p>感謝您盡力完成測試。</p>

Grades Three Through Twelve Review Screen

Screen

Congratulations, you reached the end of the test!

Thank you for your attention and hard work.

If there are any questions you marked for review, they will be displayed in the box below. Please finish reviewing any questions you want to, then select Submit Test at the bottom of the screen.

Recorded Audio (Gr. 3–12)	Translated Message
N/A (No recorded audio for this screen)	<p>(Screen text) 恭喜您，現在到了測試的結尾！</p> <p>感謝您盡力完成測試。</p> <p>如果您標記了需要檢查的任何問題，那麼它們將顯示在下面的框中。請檢查完您想檢查的問題，然後選擇螢幕底部的“提交測試”(Submit Test)。</p>

Reading—task type directions

Task	Grade	Message	Translated Message
Read-Along Word with Scaffolding	Kindergarten	We are going to read together.	我們將一起閱讀。
Read-Along Story with Scaffolding	Grades K–1	<p>We are going to read together.</p> <p><i>[Prompt language should remain in English]</i></p> <p>Point to where we should start reading.</p> <p>We will start reading here. Put your finger here. Follow along with your finger as I read.</p> <p><i>[Prompt language should remain in English]</i></p> <p>Now I will read the story to you. Listen while I read.</p>	<p>我們將一起閱讀。</p> <p>【提示語言應保留為英文】</p> <p>請指向我們應開始閱讀的地方。</p> <p>我們將從這裡開始閱讀。請把手指放在這裡。請您隨著我的朗讀移動您的手指。</p> <p>【提示語言應保留為英文】</p> <p>現在我將向您朗讀故事。請在我朗讀時留心聽。</p>
Read-Along Information	Grades K–1	Now we are going to read together. Listen while I read.	現在我們將一起閱讀。請在我朗讀時留心聽。
Read and Choose a Word	Grade 1	Look at the picture. Point to the word that matches the picture.	請看圖片。請指向與圖片匹配的詞語。
Read and Choose a Word	Grade 2	Look at the picture. Choose the word that matches the picture.	請看圖片。請選擇與圖片匹配的詞語。

Reading—task type directions (*continuation one*)

Task	Grade	Message	Translated Message
Read and Choose a Sentence	Grade 1	Look at the picture. Point to the sentence that matches the picture.	請看圖片。請指向與圖片匹配的句子。
Read and Choose a Sentence	Grades 2–12	Look at the picture. Choose the sentence that matches the picture.	請看圖片。請選擇與圖片匹配的句子。
Read a Short Informational Passage	Grade 1	Now you are going to read a text on your own. I will ask you some questions about what you have read.	現在，請您自己閱讀文本。我將向您提出關於您所閱讀內容的一些問題。
Read a Short Informational Passage	Grades 2–12	Read the text, then answer the questions.	請閱讀文本，然後回答問題。
Read a Student Essay	Grades 3–12	A student has written an essay. The essay may include errors. Read the essay, then answer the questions.	一名學生寫了一篇文章。這篇文章可能包含錯誤。請閱讀文章，然後回答問題。
Read a Literary Passage	Grade 1	Now you are going to read a story on your own. Then you will answer questions about what you have read.	現在，請您自己閱讀故事。然後，請您回答關於您所閱讀內容的一些問題。
Read a Literary Passage	Grades 2–12	Read the story, then answer the questions.	請閱讀故事，然後回答問題。

Reading—task type directions (*continuation two*)

Task	Grade	Message	Translated Message
Read an Informational Passage	Grade 1	Now you will read a text on your own. Then you will answer some questions about what you have read.	現在，請您自己閱讀文本。然後，請您回答關於您已閱讀的內容的一些問題。
Read an Informational Passage	Grades 2–12	Read the text, then answer the questions.	請閱讀文本，然後回答問題。

Writing—Domain-level Directions

Kindergarten Through Grade Two

Screen

(No screen—all on paper)


Test Examiner (TE) Read Aloud (Gr. K–2)	Translated Message
<p>(TE SAY) Today, you will take the ELPAC Writing test. If you are unsure of how to respond to a question, just respond the best you can.</p> <p>In this part of the test, you will write your answers to some questions on paper.</p> <p>If you need any questions repeated, just ask.</p> <p>You will now begin the Writing questions.</p>	<p>(TE SAY)今天，您將參加加州英語語言能力評估(ELPAC)寫作測試。如果您不確定如何回答某問題，那麼請盡最大努力回答。</p> <p>在測試的這一部分，請您在紙上寫下您對一些問題的回答。</p> <p>如果您需要再次聽取任何問題，那麼請儘管提出。</p> <p>現在將開始寫作題。</p>

Grades Three Through Twelve

Screen





Welcome to the Writing section of the ELPAC test.

Make sure your desk is clear of all books, backpacks, cell phones, and electronic devices. These may not be used during the test.

Each question on the Writing test has a  PLAY button. You can use the  PLAY button at any time to hear the questions again.

In this part of the test you will type your responses to questions in the boxes provided.

When you are ready, select **Next** to begin the Writing questions. Make sure to answer all questions in English.

Recorded Audio (Gr. 3–12)	Translated Message
<p>(Audio) Welcome to the Writing section of the ELPAC test.</p> <p>Make sure your desk is clear of all books, backpacks, cell phones, and electronic devices. These may not be used during the test.</p> <p>Each question on the Writing test has a  PLAY button. You can use the  PLAY button at any time to hear the questions again.</p> <p>In this part of the test you will type your responses to questions in the boxes provided.</p> <p>When you are ready, select Next to begin the Writing questions. Make sure to answer all questions in English.</p>	<p>(Audio) 歡迎參加加州英語語言能力評估 (ELPAC)的寫作部分。</p> <p>請確保您的桌子上沒有書籍、背包、手機和電子設備。在測試期間不能使用這些物品。</p> <p>寫作測試的每個問題都有  “播放”(PLAY)按鈕。您可以隨時使用  “播放”(PLAY)按鈕，以再次聽取問題。</p> <p>在測試的這一部分，請您在提供的框中輸入您對問題的回答。</p> <p>您準備好後，請選擇“下一步”(Next)以開始寫作題。請務必用英語回答所有問題。</p>

Grades Three Through Twelve Review Screen

Screen

Congratulations, you reached the end of the test!

Thank you for your attention and hard work.

If there are any questions you marked for review, they will be displayed in the box below. Please finish reviewing any questions you want to, then select Submit Test at the bottom of the screen.

Recorded Audio (Gr. 3–12)	Translated Message
<p>N/A (No recorded audio for this screen)</p>	<p>(Screen text) 恭喜您，現在到了測試的結尾！</p> <p>感謝您盡力完成測試。</p> <p>如果您標記了需要檢查的任何問題，那麼它們將顯示在下面的框中。請檢查完您想檢查的問題，然後選擇螢幕底部的“提交測試”(Submit Test)。</p>

Writing—task type directions

Task	Grade	Message	Translated Message
Label a Picture— Word, with Scaffolding	Grades K–1	Now we are going to write some letters and words together.	現在，我們將一起寫一些字母和詞語。
Write a Story Together with Scaffolding	Grades K–2	We are going to write a story together.	我們將一起寫故事。
Write an Informational Text Together	Grades 1–2	Now I am going to tell you some information. Listen carefully. Then we will write about what we have learned.	現在我將告訴您一些資訊。請認真聽。然後，我們將寫下我們瞭解到的內容。
Describe a Picture	Grade 1	In this part of the test, you will write a sentence on your own.	在測試的這一部分中，請您自己寫句子。
Describe a Picture	Grade 2	Write about what is happening in the picture.	寫一寫圖片中正在發生什麼事情。
Describe a Picture	Grades 3–12	Imagine that you and a partner are going to describe a picture. Your partner has started writing a paragraph about the picture. The paragraph may contain errors. Read your partner's paragraph and then follow the directions for answering the two questions.	假設您和夥伴要描述一幅圖片。您的夥伴已開始寫關於圖片的段落。這個段落可能包含錯誤。請閱讀您夥伴的段落，然後按照說明回答兩個問題。

Writing—task type directions (*continuation one*)

Task	Grade	Message	Translated Message
Write About an Experience	Grade 1	<p>You are going to write in English about something that happened to you.</p> <p><i>[Prompt should remain in English]</i></p> <ul style="list-style-type: none"> • You should write at least one complete sentence. • Use descriptions, details, and examples to make your writing interesting. 	<p>請您用英語寫下發生在您身上的事情。</p> <p>【提示應保留為英文】</p> <ul style="list-style-type: none"> • 您應寫出至少一個完整的句子。 • 請使用描述、細節和示例，以寫出有趣的內容。

Writing—task type directions (*continuation two*)

Task	Grade	Message	Translated Message
<p>Write About an Experience</p>	<p>Grade 2</p>	<p>You are going to write a paragraph in English about your personal experience.</p> <p><i>[Prompt should remain in English]</i></p> <ul style="list-style-type: none"> • Your paragraph should include at least three complete sentences. • Use descriptions, details, and examples to make your writing interesting. • Check your writing for correct grammar, capital letters, punctuation, and spelling. • Do not write outside the box. Please write neatly. 	<p>請您用英語寫出關於您個人經歷的段落。</p> <p>【提示應保留為英文】</p> <ul style="list-style-type: none"> • 您的段落應包括至少三個完整的句子。 • 請使用描述、細節和示例，以寫出有趣的內容。 • 請檢查您寫作中的語法、大寫字母、標點符號和拼寫是否正確。 • 請不要寫在框外。請整潔書寫。

Writing—task type directions (*continuation three*)

Task	Grade	Message	Translated Message
<p>Write About an Experience</p>	<p>Grades 3–12</p>	<p>In the following box, you are going to write a paragraph in English about your personal experience.</p> <p><i>[Recording of prompt is in English]</i></p> <ul style="list-style-type: none"> • Your paragraph should include at least three complete sentences and should have a beginning, a middle, and an end. • Use descriptions, details, and examples to make your writing interesting. • Check your writing for correct grammar, capital letters, punctuation, and spelling. 	<p>請您在下面的框中用英語寫出關於您個人經歷的段落。</p> <p>【提示錄音用英文】</p> <ul style="list-style-type: none"> • 您的段落應包括至少三個完整的句子，並且應有開頭、中間和結尾。 • 請使用描述、細節和示例，以寫出有趣的內容。 • 請檢查您寫作中的語法、大寫字母、標點符號和拼寫是否正確。

Writing—task type directions (*continuation four*)

Task	Grade	Message	Translated Message
Write About Academic Information	Grades 3–5	Imagine that you are writing a description with a classmate. Your classmate filled in information in a graphic organizer. Read the details in the graphic organizer. Then use the information to answer the two questions.	假設您正在和同學一起寫一篇描述文。您的同學在圖形組織器中填寫了資訊。請閱讀圖形組織器中的詳細資訊。然後使用這些資訊回答兩個問題。
Write About Academic Information	Grades 6–12	Imagine that you are working on a group project. Some members of your group have created a graphic organizer. Use the information in the graphic organizer to answer the two questions.	假設您正在開展一個小組專案。您組中的某些成員已創建圖形組織器。請使用圖形組織器中的資訊來回答兩個問題。

Writing—task type directions (*continuation five*)

Task	Grade	Message	Translated Message
Justify an Opinion	Grades 3–5	<p>In the following box, you are going to write at least <u>one paragraph</u> in English about an important issue.</p> <p><i>[Recording of prompt is in English]</i></p> <ul style="list-style-type: none"> • Think about what you will write before you begin writing. • State your opinion clearly and give two or more reasons to support your opinion. • The paragraph should include at least three complete sentences. • Check your writing for correct grammar, capital letters, punctuation, and spelling. 	<p>請您在下面的框中用英語寫出關於某重要問題的至少<u>一個段落</u>。</p> <p>【提示錄音用英文】</p> <ul style="list-style-type: none"> • 請在開始寫作之前考慮一下您會寫什麼。 • 請清晰地陳述您的意見，並提出支持您意見的兩個或多個理由。 • 這個段落應包括至少三個完整的句子。 • 請檢查您寫作中的語法、大寫字母、標點符號和拼寫是否正確。

Writing—task type directions (*continuation six*)

Task	Grade	Message	Translated Message
Justify an Opinion	Grades 6–12	<p>In the following box, you are going to write at least <u>two paragraphs</u> in English about an important issue.</p> <p><i>[Recording of prompt is in English]</i></p> <ul style="list-style-type: none"> • Think about what you will write before you begin writing. • State your opinion clearly and give two or more reasons to support your opinion. • The paragraphs should include at least three complete sentences. • Check your writing for correct grammar, capital letters, punctuation, and spelling. 	<p>請您在下面的框中用英語寫出關於某重要問題的至少<u>兩個段落</u>。</p> <p>【提示錄音用英文】</p> <ul style="list-style-type: none"> • 請在開始寫作之前考慮一下您會寫什麼。 • 請清晰地陳述您的意見，並提出支持您意見的兩個或多個理由。 • 這些段落應包括至少三個完整的句子。 • 請檢查您寫作中的語法、大寫字母、標點符號和拼寫是否正確。

Speaking—Domain-level Directions

Kindergarten Through Grade Two

Screen

Speaking Test

Spoken by Test Examiner (read aloud from the DFA)	Translated Message
<p>Today, you will take the ELPAC test. First, I am going to sign you in.</p> <p>[Follow login directions, including the recording check and sound and audio check]</p> <p>Remember to answer all of the questions in English. If you want me to repeat a question, you can ask me to. Now we are going to begin.</p>	<p>今天，您將參加加州英語語言能力評估 (ELPAC) 測試。首先，我將把您登錄到系統中。</p> <p>【請遵循登錄說明，包括錄音檢查以及聲音和聲頻檢查】</p> <p>請記住，所有問題均需要用英語回答。如果您希望我重複某問題，那麼您可以提出。我們開始吧。</p>

Grades Three Through Twelve

Screen

Speaking Test

Spoken by Test Examiner (read aloud from the DFA)	Translated Message
<p>Today you will take the Speaking section of the ELPAC. First, I am going to sign you in.</p> <p>[Follow login directions, including the recording check and sound and audio check]</p> <p>Remember to answer all of the questions in English. If you want me to repeat a question, you can ask me to. Now we are going to begin.</p>	<p>今天，您將參加加州英語語言能力評估 (ELPAC) 的口語部分。首先，我將把您登錄到系統中。</p> <p>【請遵循登錄說明，包括錄音檢查以及聲音和聲頻檢查】</p> <p>請記住，所有問題均需要用英語回答。如果您希望我重複某問題，那麼您可以提出。我們開始吧。</p>

Kindergarten Through Grade 12 Review Screen

Screen

Congratulations, you reached the end of the test!

Thank you for your attention and hard work.

If there are any questions you marked for review, they will be displayed in the box below. Please finish reviewing any questions you want to, then select Submit Test at the bottom of the screen.

Spoken by Test Examiner (read aloud from the DFA)	Translated Message
This is the end of the Speaking test. Thank you for your attention and hard work.	口語考試到此結束。感謝您盡力完成測試。

Speaking—task type directions

Task	Grade	Message	Translated Message
Talk About a Scene	Grades K–12	Look at the picture. I am going to ask you some questions about it.	請看圖片。我將向您提出關於它的一些問題。
Speech Functions	Grades 2–5	I am going to tell you about a situation that could happen to you. Then, tell me what you would say.	我將告訴您可能發生在您身上的某種情況。然後，請告訴我您會說些甚麼。
Speech Functions	Grades 6–12	I'm going to tell you about a situation that could happen to you. Then, tell me what you would say. Make sure your answer is appropriate for your audience.	我將告訴您可能發生在您身上的某種情況。然後，請告訴我您會說些甚麼。請確保您的回答對您的受眾合適。
Support an Opinion	Grades K–12	I am going to ask you for your opinion.	我將詢問您的意見。

Speaking—task type directions (*continuation one*)

Task	Grade	Message	Translated Message
Retell a Narrative	Grade K–5	<p>Look at the pictures.</p> <p>I am going to tell you a story about the pictures. Listen carefully. You will hear the story only once. When I am finished, you will use the pictures to tell the story back to me.</p>	<p>請看圖片。</p> <p>我將向您講述關於這些圖片的故事。請認真聽。故事將僅講述一遍。我講完後，請您使用這些圖片向我複述故事。</p>
Present and Discuss Information	Grades 6–12	<p>I am going to ask you to talk about a graphic. Look at the graphic.</p> <p><i>[Prompt should remain in English]</i></p> <p>Take some time to read the graphic to yourself. Let me know when you are ready for me to ask you a question.</p>	<p>我將請您談論某個圖形。請看圖形。</p> <p>【提示應保留為英文】</p> <p>請花些時間自行查閱圖形。當您準備好回答我的問題時，請告訴我。</p>
Summarize an Academic Presentation	Grade K–2	<p>I am going to tell you some information. Listen carefully. You will hear the information only once. When I am finished, you will tell me about the information.</p>	<p>我將告訴您一些資訊。請認真聽。資訊將僅講述一遍。我講完後，請您告訴我關於這些資訊的一些資訊。</p>

Speaking—task type directions (*continuation two*)

Task	Grade	Message	Translated Message
<p>Summarize an Academic Presentation</p>	<p>Grades 3–12</p>	<p>In this part of the test, you will listen to a recorded presentation. Please do not pause the presentation once it begins or select any buttons on the screen. Please do not touch your device until the presentation ends. Doing so can cause the test to stop.</p> <p>You are going to listen to some information. You will hear the information only once. There are pictures on the screen that go along with the information. You may take notes as you listen.</p> <p>When the presentation ends you will summarize the information you heard. You will explain the topic, include all the steps in the demonstration, and use relevant details and clear language.</p>	<p>在測試的這一部分中，您將聽到一個錄音陳述。在陳述開始後，請勿暫停或選擇螢幕上的任何按鈕。在陳述結束之前，請勿觸摸您的設備。否則，測試將會終止。</p> <p>您將聽到一些資訊。資訊將僅講述一遍。在播放錄音時，螢幕上會顯示一些圖片。請一邊聽一邊看圖片。您可以一邊聽一邊做筆記。</p> <p>講述結束時，請您總結您聽到的資訊。您需要說明該主題，包含演示中的所有步驟，並使用相關詳細資訊和簡單易明的語言。</p>